


EX DRIVE

SHAFT EXTENSION



SHAFT EXTENSIONS FOR ALLISON 3000 AND 4000 SERIES

Muncie Power's EX Drive, designed to fit on Allison 3000 and 4000 Series transmissions with or without a retarder or cooler, allows for large gear or piston pumps to be direct mounted. This ability to be direct mounted eliminates the need for timely driveline installations. Providing maximum torque from the PTO, the shaft extension is available for the A20 and A30 Series PTOs. The EX Drive is also available in SAE "B", "BB", and "C" outputs as well as DIN 5462.



KEY FEATURES

- Fits with Allison 3000 and 4000 with or without a retarder or a rear mounted cooler
- Direct mount large gear or piston pumps
- No need for driveline or front engine drives
- Three-piece shaft to decrease lead time and reduce cost
- Less complex and stronger to improve reliability
- Steel housing system
- Features a wet spline design to enhance the spline durability for a longer life

Approximate Weight: 42 lbs. (19.05 Kg.)

MODEL NUMBER CONSTRUCTION

XSMC-A30 XX-X3-C-C-X-X

EX Drive - PTO

XSMC - For A20/A30

Transmission:

A30XX - Allison 3000

A40XX - Allison 4000

A47XX - Allison 4700 (without retarder or cooler)

Arrangement:

X3 - Left side shaft low*

X1 - Right side shaft low*

X2 - Right side shaft high

X4 - Left side shaft high

X5 - Top side (Allison 4000 & 4700 only)

EX Drive Output Shaft:

B - SAE "B" 7/8" -13T spline

C - SAE "C" 1.25" -14T spline

P - SAE "BB" 1.0" -15T spline

I - DIN 5462 8 Spline

EX Drive Mounting Flange:

B - SAE B 2/4-Bolt

C - SAE C 2/4-Bolt

I - DIN 5462

Transmission Feature:

C - Direct mount cooler

R - Integral retarder

X - No retarder or cooler

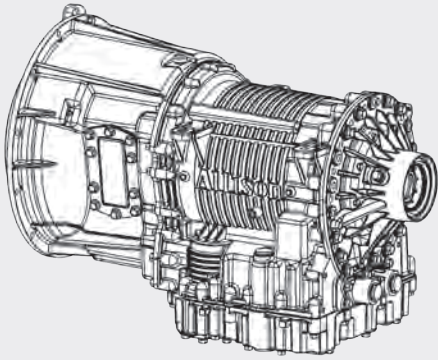
EX Drive Special Features:

X - No special features

C - Output flange cover

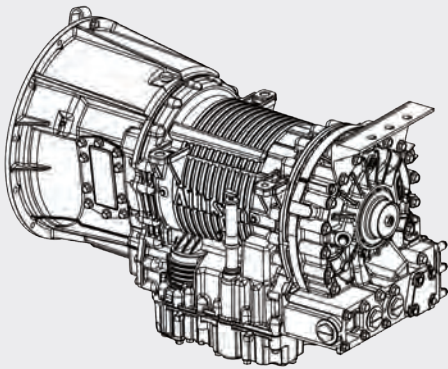
* Shaft high arrangement (A20/A30 "5") required for applications utilizing an integral transmission oil cooler; applications involving a retarder will generally require the use of a shaft low arrangement for maximum clearance. Requires CB output on PTO

SPECIFICATIONS



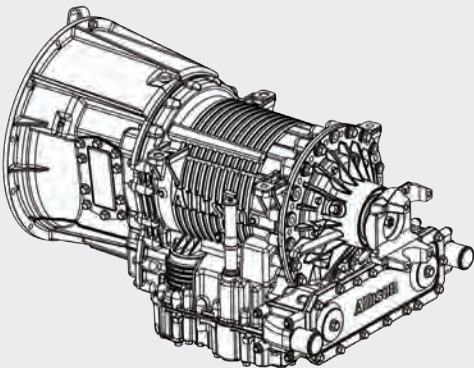
ALLISON 3000 NO COOLER/RETARDER

OUTPUT	Left—Mounts to A20-A10**_**3CBPW A30-A10**_**3CBPW	Right—Mounts to A20-A10**_**1CBPW A30-A10**_**1CBPW
SAE "B" 2/4-Bolt	XSMC-A30XX-X3BBXX	XSMC-A30XX-X1BBXX
SAE "BB" 2/4-Bolt	XSMC-A30XX-X3PBXX	XSMC-A30XX-X1PBXX
SAE "C" 2/4-Bolt	XSMC-A30XX-X3CCXX	XSMC-A30XX-X1CCXX
SAE "B" 2/4-Bolt w/SAE "C" Shaft	XSMC-A30XX-X3CBXX	XSMC-A30XX-X1CBXX
DIN 5462	XSMC-A30XX-X3IIXX	XSMC-A30XX-X1IIXX



ALLISON 3000 WITH RETARDER

OUTPUT	Left—Mounts to A20-A10**_**3CBPW A30-A10**_**3CBPW	Right—Mounts to A20-A10**_**1CBPW A30-A10**_**1CBPW
SAE "B" 2/4-Bolt	XSMC-A30XX-X3BBRX	XSMC-A30XX-X1BBRX
SAE "BB" 2/4-Bolt	XSMC-A30XX-X3PBRX	XSMC-A30XX-X1PBRX
SAE "C" 2/4-Bolt	XSMC-A30XX-X3CCRX	XSMC-A30XX-X1CCRX
SAE "B" 2/4-Bolt w/SAE "C" Shaft	XSMC-A30XX-X3CBRX	XSMC-A30XX-X1CBRX
DIN 5462	XSMC-A30XX-X3IRX	XSMC-A30XX-X1IRX

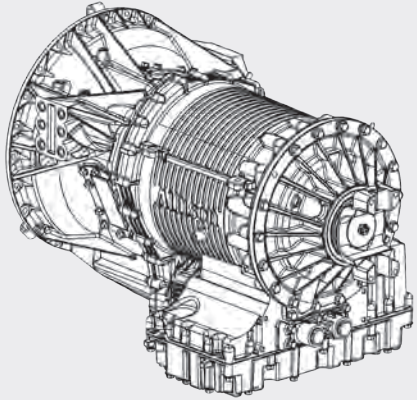


ALLISON 3000 WITH COOLER

OUTPUT	Left—Mounts to A20-A10**_**5CBPW A30-A10**_**5CBPW	Right—Mounts to A20-A10**_**5CBPW A30-A10**_**5CBPW
SAE "B" 2/4-Bolt	XSMC-A30XX-X4BBCX	XSMC-A30XX-X2BBCX
SAE "BB" 2/4-Bolt	XSMC-A30XX-X4PBCX	XSMC-A30XX-X2PBCX
SAE "C" 2/4-Bolt	XSMC-A30XX-X4CCCX	XSMC-A30XX-X2CCCX
SAE "B" 2/4-Bolt w/SAE "C" Shaft	XSMC-A30XX-X4CBCX	XSMC-A30XX-X2CBCX
DIN 5462	XSMC-A30XX-X4IICX	XSMC-A30XX-X2IICX

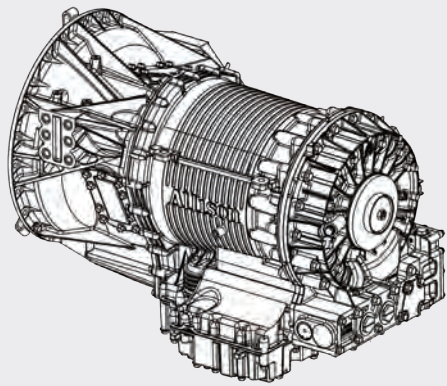
NOTE: PTO sold separately

SPECIFICATIONS



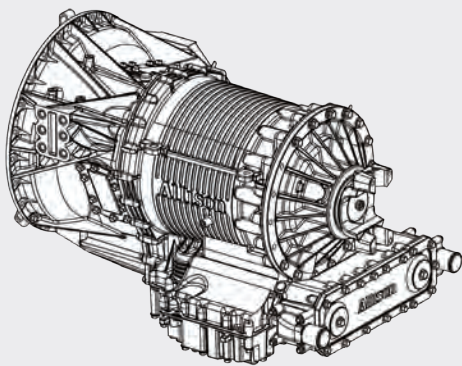
ALLISON 4000 NO COOLER/RETARDER

OUTPUT	Left—Mounts to A20-A10**-***3CBPW A30-A10**-***3CBPW	Top*—Mounts to A20-A10**-***5CBPW A30-A10**-***5CBPW
SAE "B" 2/4-Bolt	XSMC-A40XX-X3BBXX	XSMC-A40XX-X5BBXX
SAE "BB" 2/4-Bolt	XSMC-A40XX-X3PBXX	XSMC-A40XX-X5PBXX
SAE "C" 2/4-Bolt	XSMC-A40XX-X3CCXX	XSMC-A40XX-X5CCXX
SAE "B" 2/4-Bolt w/SAE "C" Shaft	XSMC-A40XX-X3CBXX	XSMC-A40XX-X5CBXX
DIN 5462	XSMC-A40XX-X3IIXX	XSMC-A40XX-X5IIXX



ALLISON 4000 WITH RETARDER

OUTPUT	Left—Mounts to A20-A10**-***5CBPW A30-A10**-***5CBPW	Top*—Mounts to A20-A10**-***5CBPW A30-A10**-***5CBPW
SAE "B" 2/4-Bolt	XSMC-A40XX-X4BBRX	XSMC-A40XX-X5BBRX
SAE "BB" 2/4-Bolt	XSMC-A40XX-X4PBRX	XSMC-A40XX-X5PBRX
SAE "C" 2/4-Bolt	XSMC-A40XX-X4CCRX	XSMC-A40XX-X5CCRX
SAE "B" 2/4-Bolt w/SAE "C" Shaft	XSMC-A40XX-X4CBRX	XSMC-A40XX-X5CBRX
DIN 5462	XSMC-A40XX-X4IIRX	XSMC-A40XX-X5IIRX



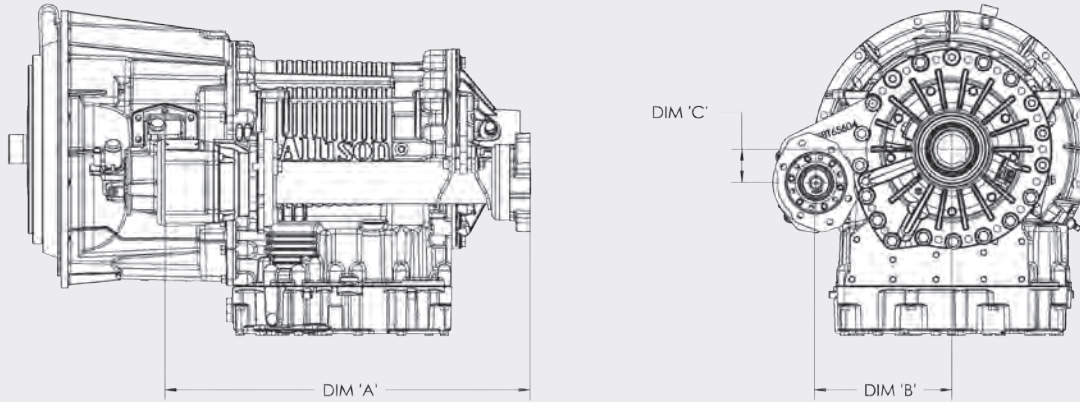
ALLISON 4000 WITH COOLER

OUTPUT	Left—Mounts to A20-A10**-***5CBPW A30-A10**-***5CBPW	Top*—Mounts to A20-A10**-***5CBPW A30-A10**-***5CBPW
SAE "B" 2/4-Bolt	XSMC-A40XX-X4BBCX	XSMC-A40XX-X5BBXX
SAE "BB" 2/4-Bolt	XSMC-A40XX-X4PBCX	XSMC-A40XX-X5PBXX
SAE "C" 2/4-Bolt	XSMC-A40XX-X4CCCX	XSMC-A40XX-X5CCXX
SAE "B" 2/4-Bolt w/SAE "C" Shaft	XSMC-A40XX-X4CBCX	XSMC-A40XX-X5CBXX
DIN 5462	XSMC-A40XX-X4IICX	XSMC-A40XX-X5IIXX

* Uses standard length housing on top opening.

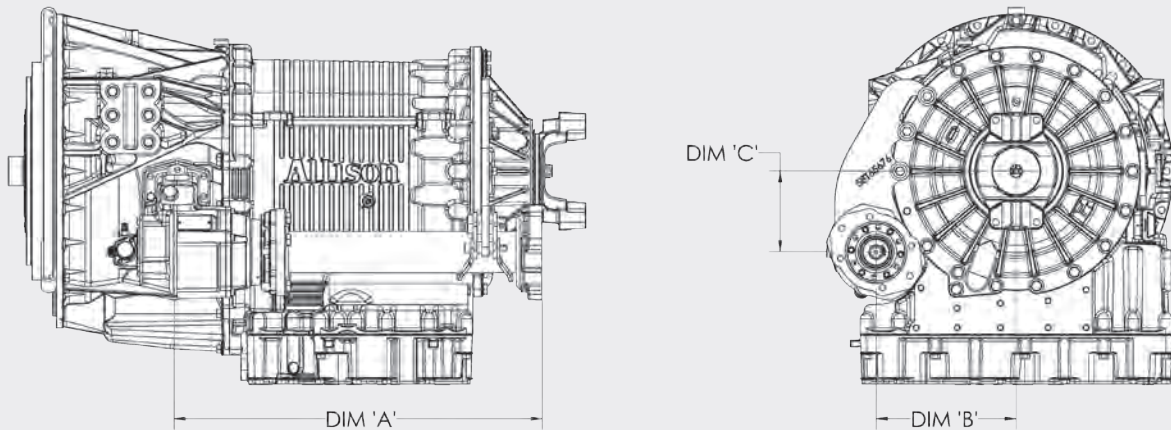
NOTE: PTO sold separately

DIMENSIONS



ALLISON 3000 APPLICATIONS

EX DRIVE P/N	TRANSMISSION FEATURE	MOUNTING LOCATION	DIM A	DIM B	DIM C
XSMC-A30XX-X1**X*	None	Right	25.6	9.7	-2.1
XSMC-A30XX-X1**R*	Retarder	Right	28.9	9.7	-2.1
XSMC-A30XX-X3**X*	None	Left	25.6	-9.5	-2.2
XSMC-A30XX-X3**R*	Retarder	Left	28.9	-9.5	-2.2
XSMC-A30XX-X2**C*	Cooler	Right	28.9	9.7	-1.2
XSMC-A30XX-X4**C*	Cooler	Left	28.9	-9.7	-1.3



ALLISON 4000 APPLICATIONS

EX DRIVE P/N	TRANSMISSION FEATURE	MOUNTING LOCATION	DIM A	DIM B	DIM C
XSMC-A40XX-X3**X*	None	Left	26.6	-9.7	-5.6
XSMC-A40XX-X4**R*	Retarder	Left	31.6	-10.4	-4.9
XSMC-A40XX-X4**C*	Cooler	Left	31.6	-10.4	-4.9
XSMC-A40XX-X5**X*	None	Top	26.6	3.5	10.8
XSMC-A40XX-X5**R*	Retarder	Top	31.6	3.5	10.8