


E SERIES

DUMP PUMPS



DESIGNED FOR IMPROVED EFFICIENCY

The Muncie Power Products E Series dump pumps are designed to meet the needs of the dump trucking industry. Muncie Power dump pumps are available in both direct and remote mount configurations; standard or extra-large port sizes; two- or three-line plumbing; and air, cable or lever shift.



KEY FEATURES

- Heavy duty, rebuildable, three-piece, cast iron construction
- Roller bearing design provides long product life
- High efficiency pressure-balanced wear plates
- Versatile remote and direct mount models
- 2- or 3-line plumbing options

3-LINE DUMP SYSTEM

Many dump bodies function quite adequately with a 2-line design. However, a 3-line system includes a separate line to return hydraulic oil from the cylinder directly to the reservoir instead of forcing its way back through the inlet line.

The separate line is recommended when used for road building or stockpiling material because the 3-line pump allows faster down cycles, provides an easier method of filtering the hydraulic oil, and ultimately runs cooler.

PUMP SPECIFICATIONS

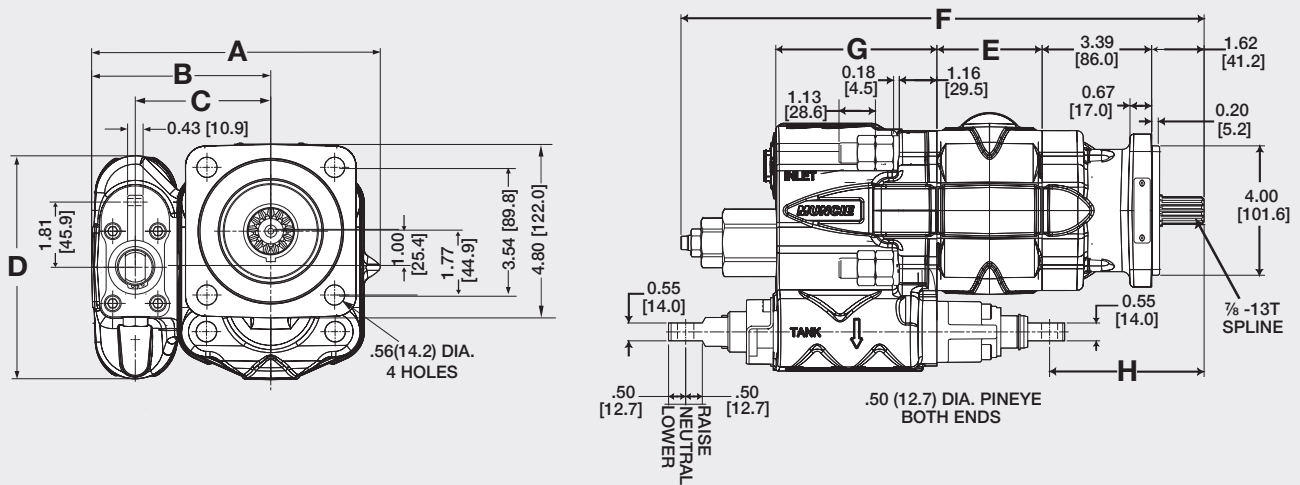
SERIES/MODEL GPM (LITERS)	DISPLACEMENT CUBIC IN (CC)	WT.** LBS (KG)	MAX* RPM	MIN* RPM	MAX* PRES PSI (BAR)	INLET N.P.T. PORT	CYLINDER N.P.T. PORT	RETURN N.P.T. PORT
E / 23 (87)	5.20 (85.23)	67 (30.4)	2,500	800	2,500 (173)	1¼	1	1
E / 27 (102)	6.37 (104.40)	69 (31.3)	2,500	800	2,500 (173)	1¼	1	1

NOTES * Intermittent duty cycles only. Not recommended for ejector, conveyor, or moving floor type equipment.

** Weights listed are for remote mount pumps without brackets. For direct mount pumps add 2 lbs. (0.9 kg).

E SERIES MOUNTING DIMENSIONS in inches (MM)

DIRECT MOUNT DIMENSIONS

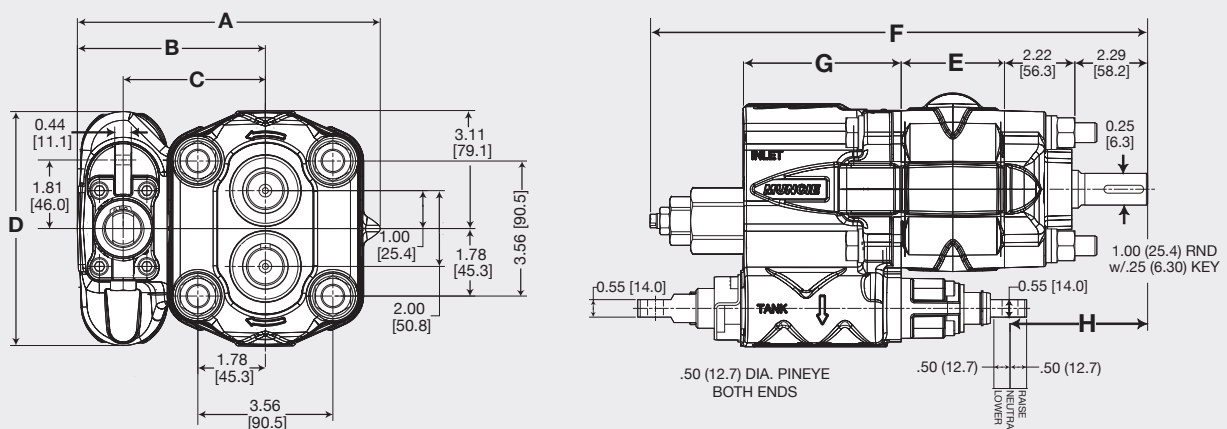


SERIES/MODEL GPM (LITERS)	DIM A IN (MM)	DIM B IN (MM)	DIM C IN (MM)	DIM D IN (MM)	DIM E IN (MM)	DIM F IN (MM)	DIM G IN (MM)	DIM H IN (MM)
E /23 (87)	7.97 (202.4)	5.00 (127.0)	3.75 (95.3)	6.25 (158.8)	2.75 (69.9)	15.62 (396.7)	4.97 (126.2)	4.31 (109.5)
E /27 (102)	7.97 (202.4)	5.00 (127.0)	3.75 (95.3)	6.25 (158.8)	3.25 (82.6)	16.12 (409.4)	4.97 (126.2)	4.81 (122.2)

NOTES: * Intermittent duty cycles only. Not recommended for ejector, conveyor, or moving floor type equipment.

** Weights listed are for remote mount pumps without brackets. For direct mount pumps add 2 lbs. (0.9 kg).

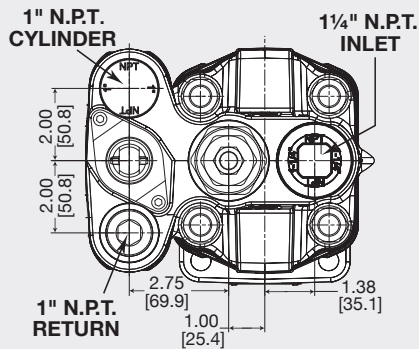
REMOTE MOUNT DIMENSIONS



SERIES/MODEL GPM (LITERS)	DIM A IN (MM)	DIM B IN (MM)	DIM C IN (MM)	DIM D IN (MM)	DIM E IN (MM)	DIM F IN (MM)	DIM G IN (MM)	DIM H IN (MM)
E /23 (87)	7.97 (202.4)	5.00 (127.0)	3.75 (95.3)	6.25 (158.8)	2.75 (69.9)	15.12 (384.0)	4.97 (126.2)	3.81 (96.7)
E /27 (102)	7.97 (202.4)	5.00 (127.0)	3.75 (95.3)	6.25 (158.8)	3.25 (82.6)	15.62 (396.7)	4.97 (126.2)	4.31 (109.5)

PUMP OPTIONS

E SERIES PORTS

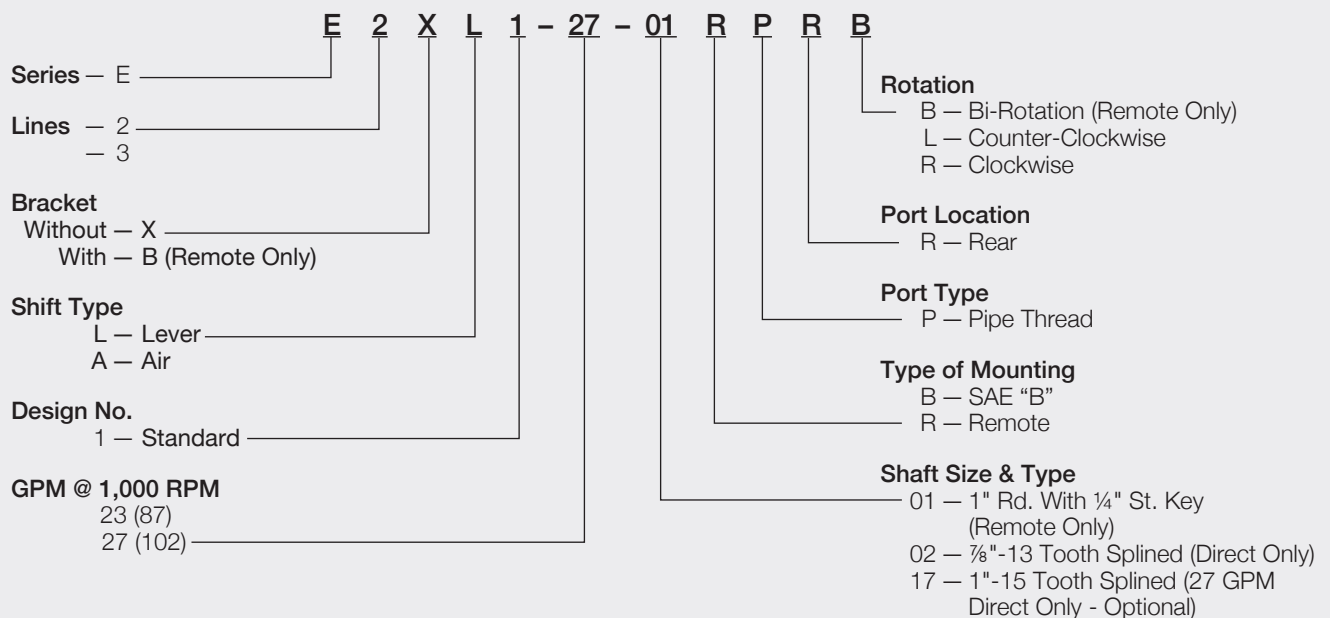


PUMP SERIES	CONVERSION SLEEVE	REMOTE MOUNTING BRACKET	AIR CYLINDER ASSEMBLY*	LEVER TO CABLE* HOOK-UP (REMOTE MT)	LEVER TO CABLE* HOOK-UP (DIRECT MT)
E	AA-1257	B1235A	ACM-302	EHK-R	EHK-DL/EHK-DR**

NOTES: * Kit includes attaching bolts. Kit does not include any consoles, cables, or air valves to make kit shift. Contact Muncie for complete console accessories.

** EHK-DL is for counter-clockwise rotation, and EHK-DR is for clockwise rotation.

MODEL NUMBER CONSTRUCTION



- NOTES:**
- Maximum oil temperature is 200° F (93.5° C).
 - Never use Teflon tape on pipe ports.
 - Relief valve preset at 2,000 PSI (138 BAR)

- Maximum inlet vacuum is 5 inches Hg. (.17 Bar).
- Third line (Return) must be below oil level at all times.
- Always use suction hose (SAE-100R4) on pump inlet.

OIL RECOMMENDATIONS

Muncie does not promote specific manufacturers' brands of oil. Recommendations below are guidelines; consult oil manufacturer for exact application needs.

Viscosity Range:

Viscosity Minimum: 50-60 SUS (7.5-10.5 cST)
Viscosity Optimum Continuous: 60-100 SUS (10.5-21.6 cST)
Viscosity Maximum @ Startup: 7,500 SUS (1600 cST)
Viscosity Index: 90 Minimum

Aniline Point: 175 Minimum

Pour Point: 15° F (-10° C) Maximum
Foam Resistance: Recommended
Rust Resistance Inhibitors: Recommended
Corrosion Resistance: Recommended
Oxidation Stability: Recommended
Anti-Wear Additive: .06% Zinc Minimum*

Notes: Cold weather operation requires special oil considerations. Viscosity should not exceed 7,500 SUS (1600 cST) at lowest startup temperature. Continuous operation should range between 60-1,000 SUS (10.5-216 cST) for all temperature ranges. Never use diesel fuel or kerosene to thin oil.

* Anti-Wear Additives may be recommended by some motor manufacturers. However, they are optional and typically not required for gear pump or gear motors.



A Member of the Interpump Group

MP15-09 (Rev. 12-24)

201 East Jackson Street, Muncie, Indiana 47305
800-367-7867 • Fax: 765-284-6991 • info@munciepower.com

Specifications are subject to change without notice. Visit www.munciepower.com for warranties and literature. All rights reserved. © Muncie Power Products, Inc. (2008)